



Data Analysis Committee Agenda  
September 14, 2023 ▫ 12:30-2:00pm ▫ Zoom

- I. Welcome
- II. Review of Agenda
- III. Approval of Minutes
  - a. August 30, 2023
- IV. Family Shelter Data Dashboards – *standing agenda item; data included with agenda packet*
- V. Data Analysis Committee Vice Chair Selection
- VI. Annual Count
- VII. Review of System Performance Measures
- VIII. Next Steps/Action Items

Next Meeting: scheduled for October 12, 2:00-3:30pm



## DATA ANALYSIS MEETING MEETING MINUTES - **DRAFT**

August 30, 2023

12:30 – 2:00pm

Facilitator:	Lee Nelson-Weber		
Meeting Attendees:	Francisco Calderon, Kelsey McFarland, Alex Kontras Staff: Alyssa Anten, Courtney Myers-Keaton, Evan Hile, Ronan Parmenter		
Time Convened:	12:32pm	Time Adjourned:	1:49pm

<b>Approval of Agenda</b>			
Motion by:		Support from:	
Discussion	None		
Amendments	None		
Conclusion	Unanimous consent without a formal motion		
<b>Approval of Minutes</b>		<b>[DATE]</b>	
Motion by:		Support from:	
Discussion	None		
Amendments	None		
Conclusion	Unanimous consent without a formal motion		
<b>Family Shelter Data Dashboards</b>			
Discussion			
Francisco gave a breakdown of the dashboards, and this committee discussed the challenges for families in finding available units to move to.			
Action Items		Person Responsible	Deadline
Schedule meeting to discuss permanent housing data and outreach workflow		Francisco	
Check with Lisa Cruden about hotel funding availability		Francisco	
<b>CoC Staff Updates</b>			
Discussion			
Courtney shared that Alyssa Anten has been hired as the HMIS Administrator, Evan Hile as the Data and Analytics Manager, and Justin Brownlee as the Youth Homelessness Coordinator. Hiring continues for the Coordinated Entry Program Manager.			
Action Items		Person Responsible	Deadline
<b>Data Analysis Committee Vice Chair Selection</b>			
Discussion			
This committee discussed their vision for more involvement from organizations in the Data Analysis Committee, and follow up for selecting a new vice chair.			
Action Items		Person Responsible	Deadline
Identity who is on the Data Analysis Committee roster and note attendance		CoC Staff	
<b>Annual Report Universe Decision</b>			
Discussion			



**DATA ANALYSIS MEETING  
MEETING MINUTES - DRAFT**

August 30, 2023

12:30 – 2:00pm

Courtney overviewed the annual report and data warehouse from MCAH and how it relates to our community’s needs. Evan gave an overview of the data universe as it is being constructed, and there was discussion around specific metrics and reports.

**This committee approved the Annual Report Universe with unanimous consensus.**

Action Items	Person Responsible	Deadline
<b>Next Steps</b>		
Discussion		
Evan will create a mockup of trends, and create a formal description of the former report and its changes, including graphics to show trends. We will review system performance measures to address systemic problems with exits to permanent housing exits. There will also be continued discussion around vouchers going unused due to lack of available housing, as well as source of income discrimination.		
Action Items	Person Responsible	Deadline

DRAFT

# Families in Shelter - Leavers

## (Rolling 12 Months)

Total Unique Families Served

255

Total People Served

929

Total Children Served

578

Total Children Under 6 Served

283

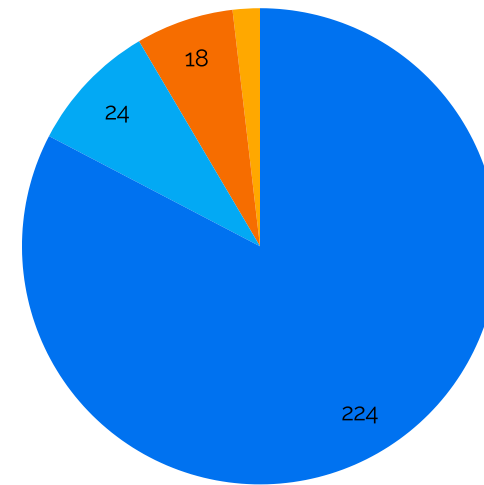
Overall Average LOS

64

Total Unique Youth Parenting Families

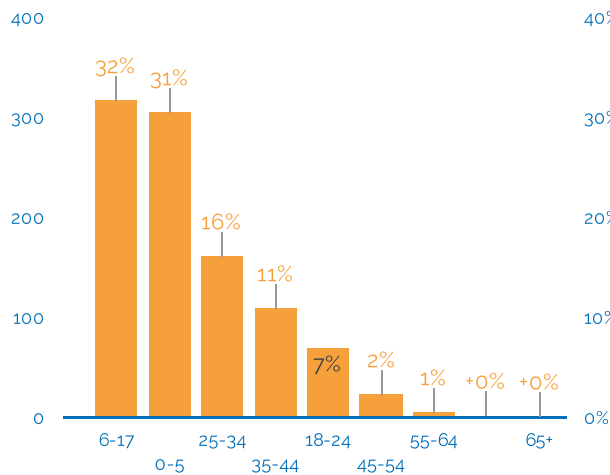
32

Destination

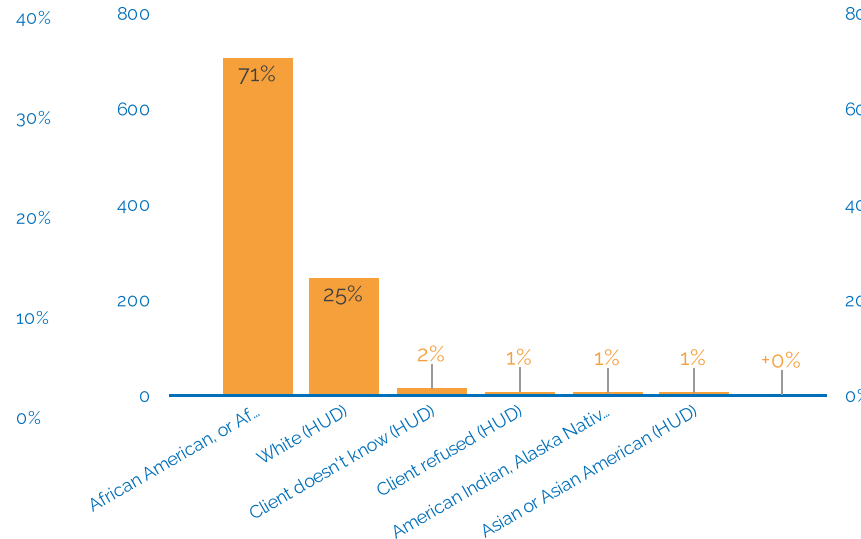


- TEMPORARY AND PERMANENT HOUSING SITUATIONS
- OTHER EMERGENCY ACCOMMODATIONS
- OTHER
- INSTITUTIONAL SITUATIONS

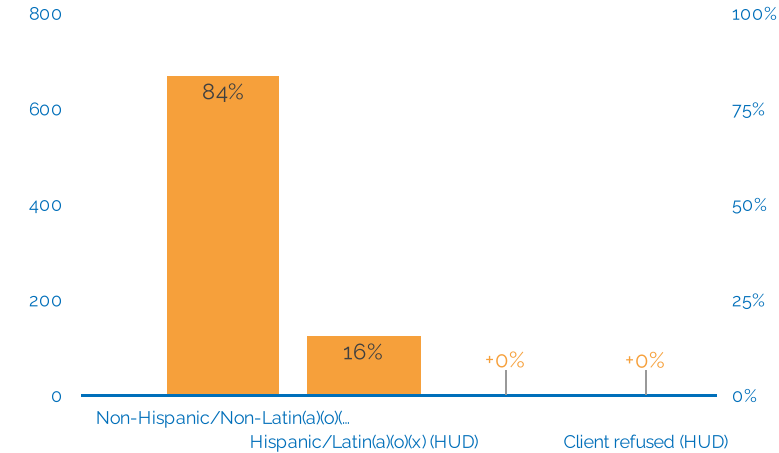
Age Distribution



Race



Ethnicity



# Families in Shelter - Stayers

Families in Shelter

41

Total people in Shelter

193

Total Children Under 6 Served

57

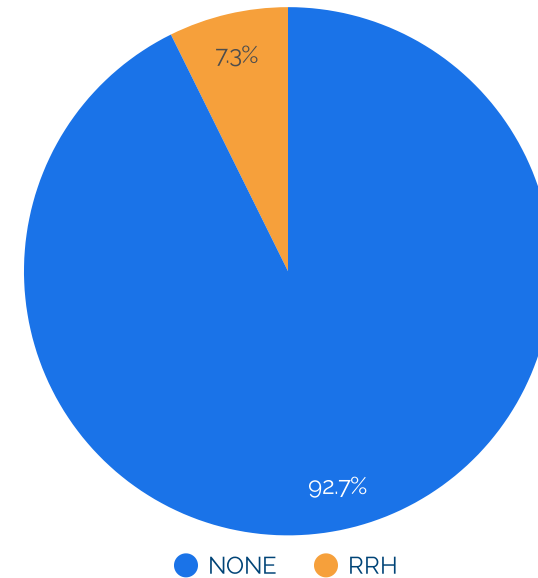
Total Children Served

124

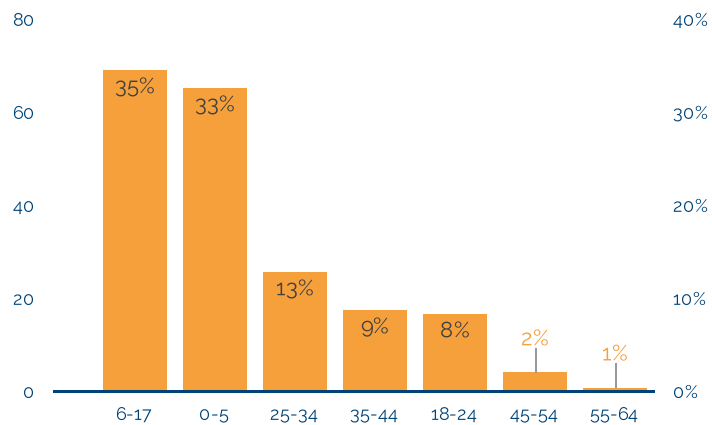
Overall Average LOS

64

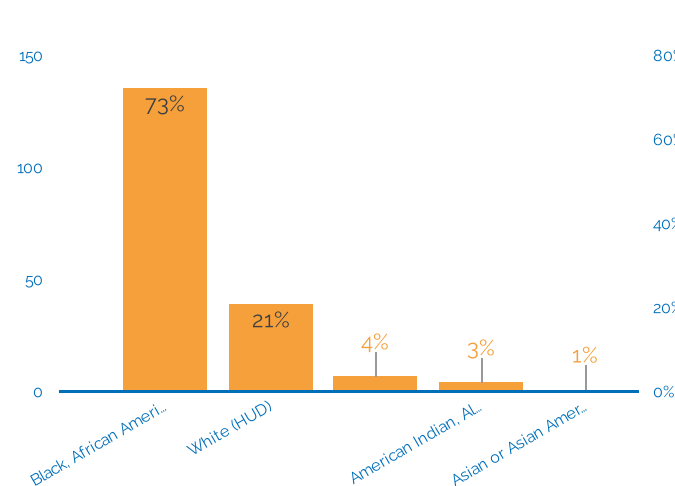
Housing voucher breakdown



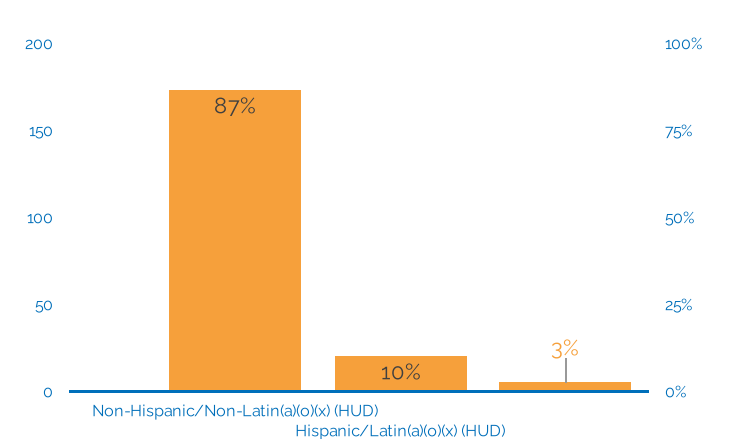
Age Distribution



Race



Ethnicity



# Outreach Services - Leavers

Since 8/22/2022

Destination (By family)

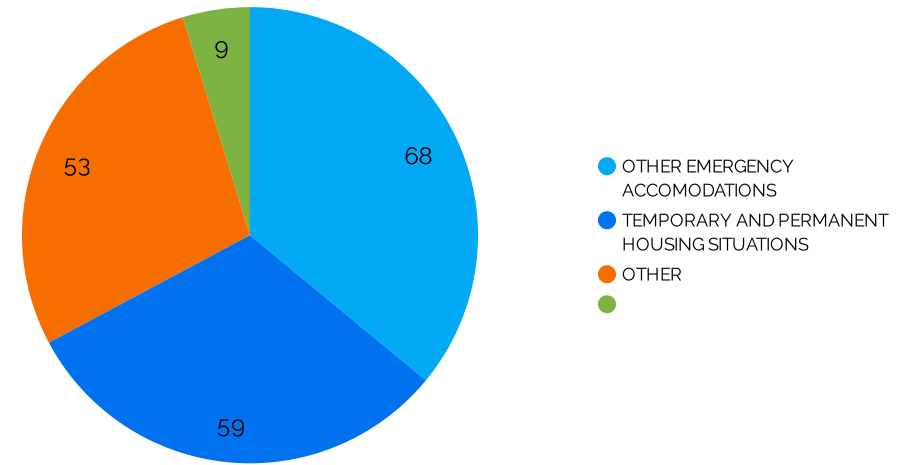
Total families served: 189

Total people served: 682

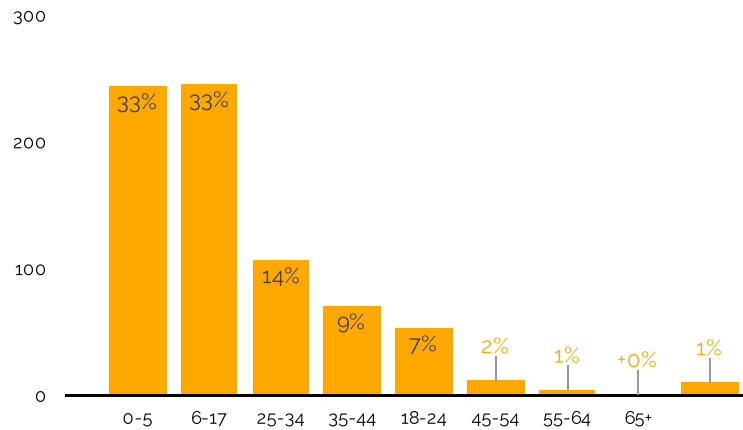
Total children served: 457

Total children under 6 served: 222

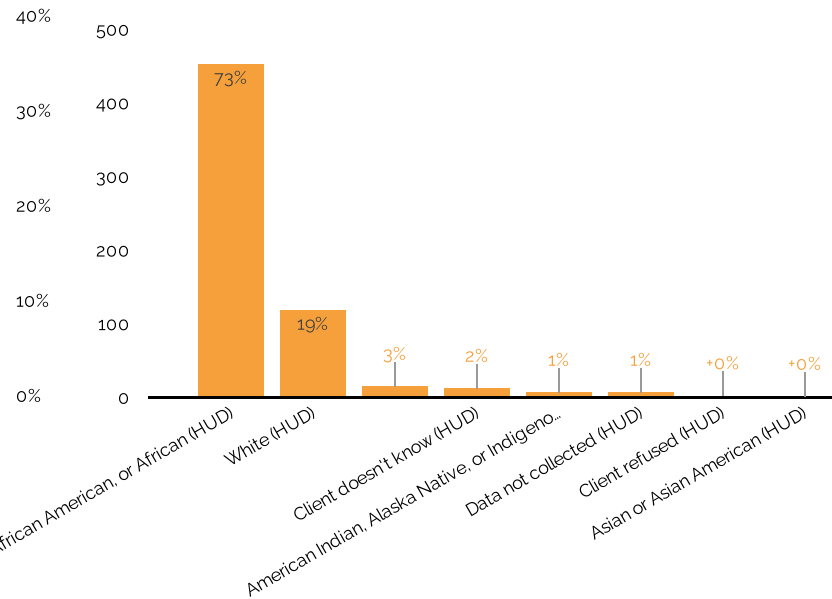
Average LOT: 13



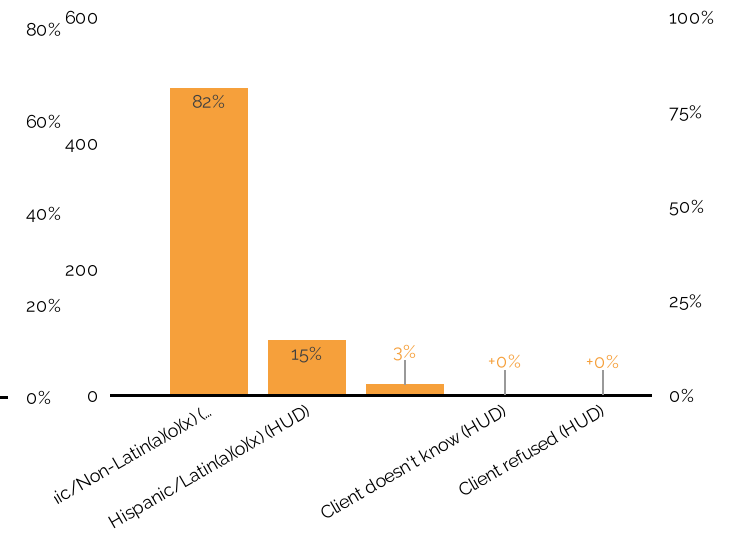
Age Distribution



Race



Ethnicity



# Outreach Services - Active



Total families currently unsheltered

38

Total people

178

Total children

107

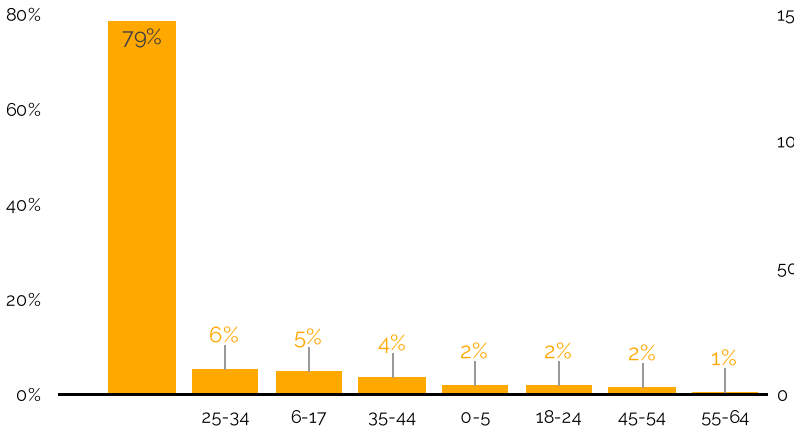
Total children under 6

42

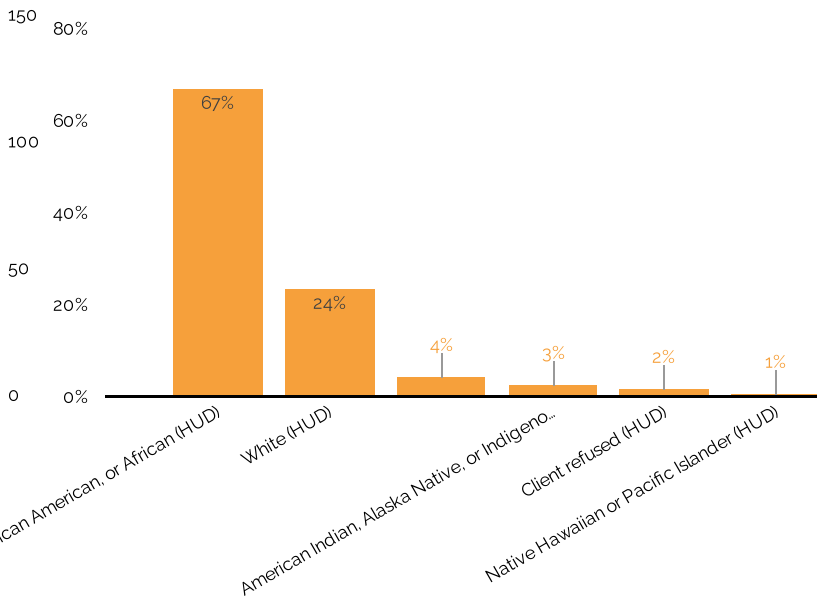
Average LOT

43

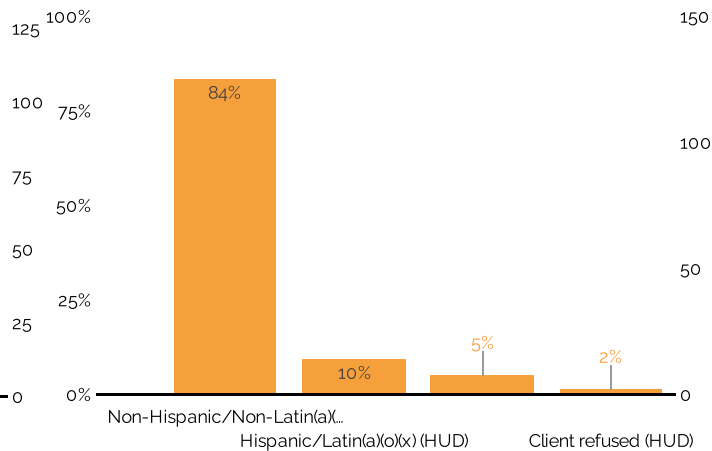
Age Distribution



Race



Ethnicity

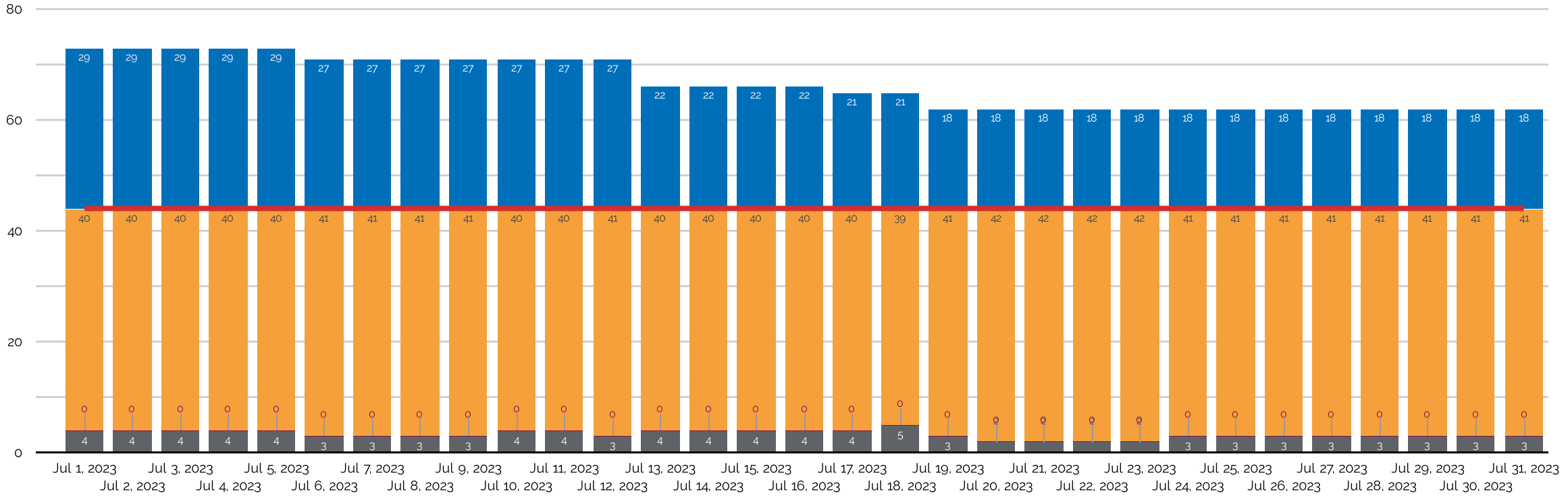


Date range:

Jul 1, 2023 - Jul 31, 2023

# Family shelter room utilization\*

Rooms OFF-LINE
  Rooms available
  Rooms occupied
  Over capacity
  Capacity
 Permanent utilization



Room utilization for period: 100%



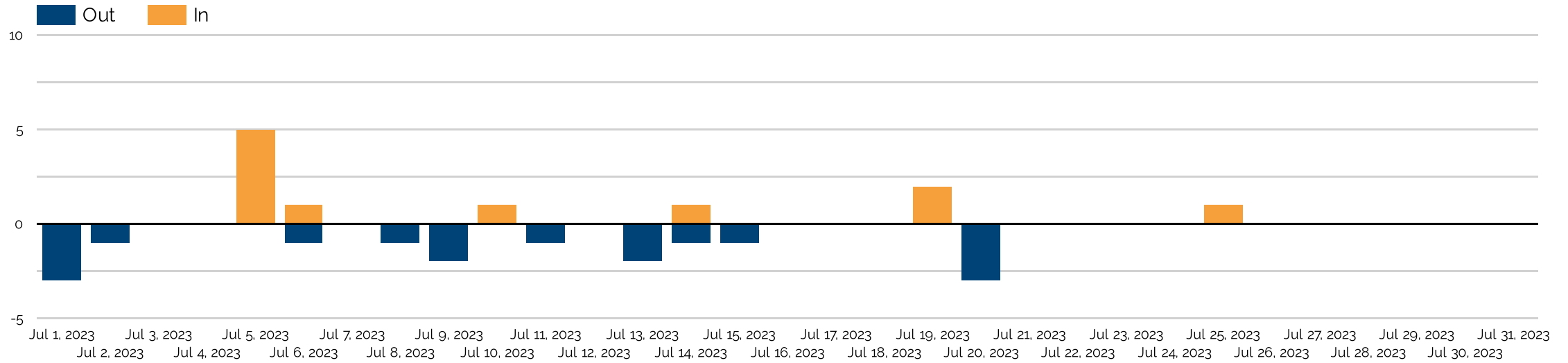
Date range:

Jul 1, 2023 - Jul 31, 2023



# Family shelter room flow\*

## Shelter flow



Totals: Intakes Exits  
11 16

# Over capacity room utilization & families with unmet shelter need

Since 8/22/2022

