



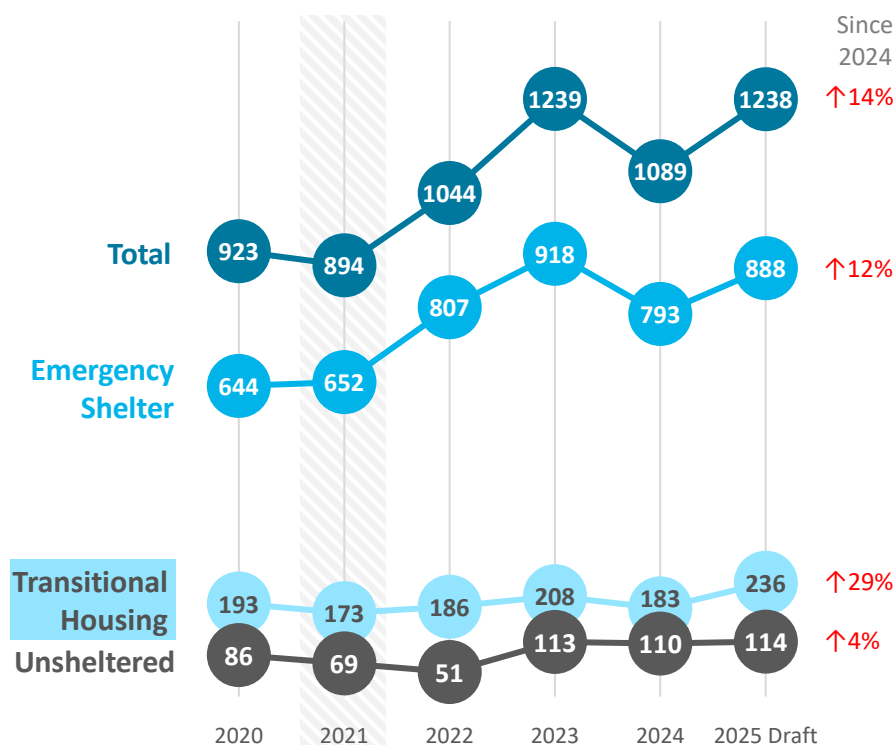
2025 Point-in-Time Count and Comparisons

1 of 1

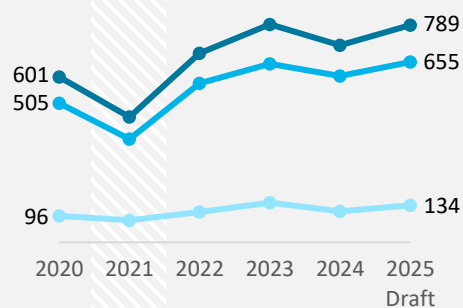
MI-506 - Grand Rapids/Wyoming/Kent County CoC

The US Department of Housing and Urban Development (HUD) requires each Continuum of Care (CoC) to conduct an annual count of people experiencing sheltered and unsheltered homelessness on a single night in January, known as the Point-in-Time (PIT) Count.

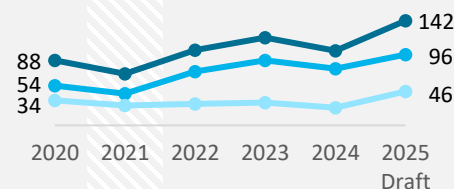
The total number of persons experiencing homelessness during the point-in-time count remains historically elevated, despite drops year-over-year in all program types in 2024. ¹



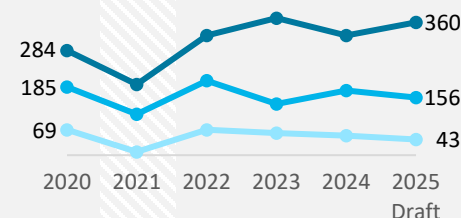
Total **adults (25+)** ↑10%.
Those **without children** ↑8%.
Those **with children** ↑20%.



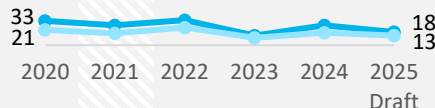
Total **youth (18-24)** ↑41%.
Those **without children** ↑25%.
Those **with children** ↑92%.



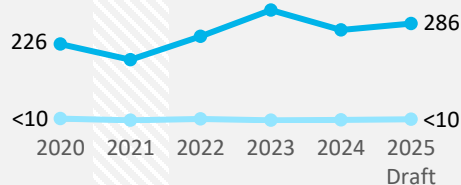
Total **disabled adults** ↑11%.
Total **chronic homeless** ↓20%.
Total **veterans** ↓19%.



Children (under 18) in parenting youth households ↓33%.
Parenting youth (18-24) ↓24%.



Children **with adults/youth** ↑31%.
Those **unaccompanied** →no change.



¹ For a definitions of chronic homelessness and project types, see [Defining Chronically Homeless Final Rule](#) and [the federal register](#)