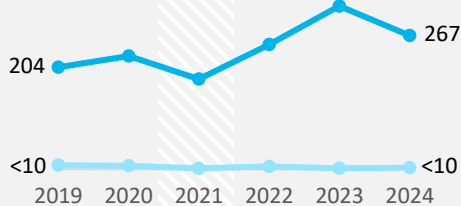
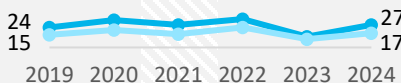
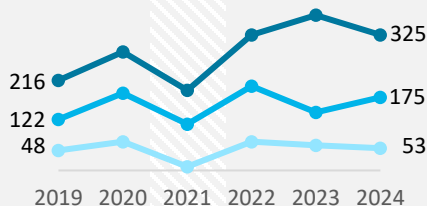

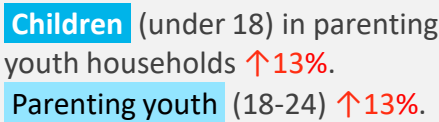
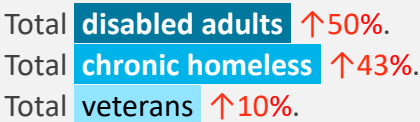
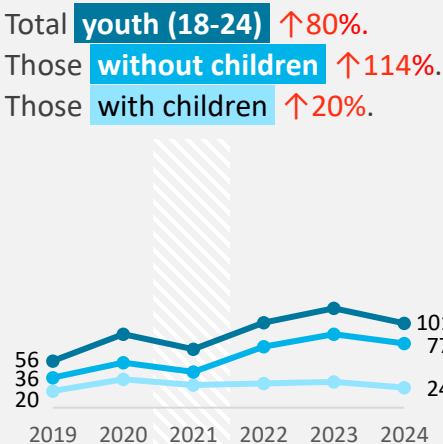
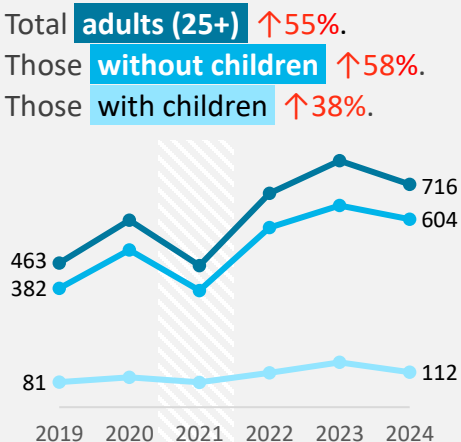
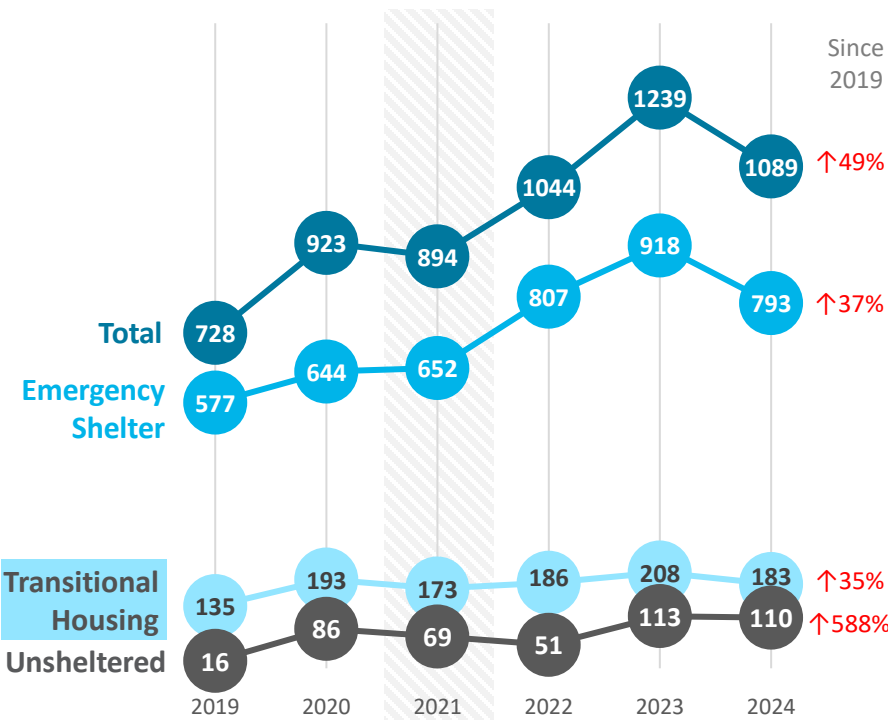




## MI-506 - Grand Rapids/Wyoming/Kent County CoC

The US Department of Housing and Urban Development (HUD) requires each Continuum of Care (CoC) to conduct an annual count of people experiencing sheltered and unsheltered homelessness on a single night in January, known as the Point-in-Time (PIT) Count.

The total number of persons experiencing homelessness during the point-in-time count remains historically elevated, despite drops year-over-year in all program types in 2024 <sup>1</sup>



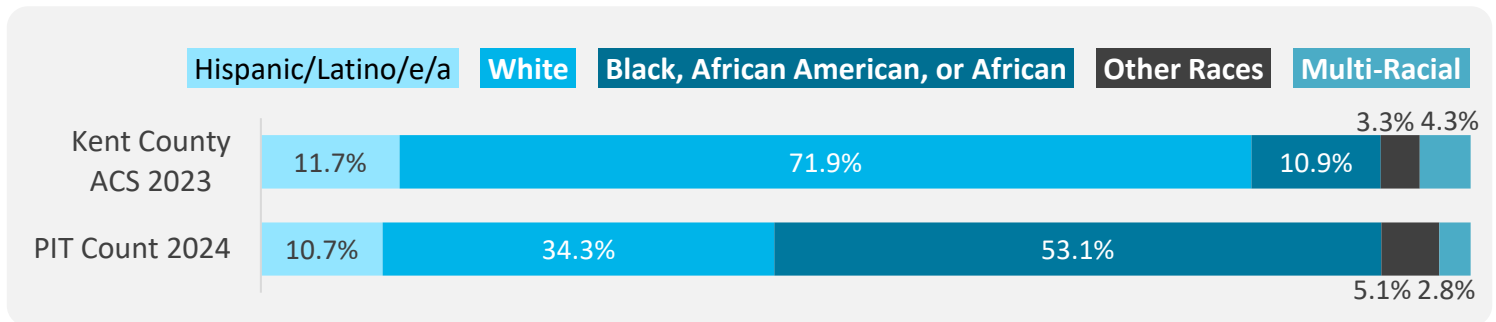
# 2024 Point-in-Time Count and Comparisons

2 of 2

## Subpopulations and Demographics

Nightly homelessness among racial groups in Kent County demonstrates a known **racial disparity**.<sup>2, 3</sup>

- **Black, African American, or African** individuals experience homelessness at a much higher rate than other groups.
- **White** individuals experience homelessness at a much lower rate than other groups.



When subdivided into adults and children, we can see an even starker disparity.

- **Adults** who are Black, African American, or African and White comprise 34% and 28% of all homeless individuals, respectively.
- **Children** who are Black, African American, or African make up 17% of all homeless individuals.
- Nightly, Black, African American, or African adults and children are homeless at rates of 85 and 103 per 10,000 people in Kent County, respectively. The rate for adults is 10 times higher than White adults and the rate for children is 25 times higher than White children in Kent County.<sup>3, 4</sup>

	Adults	Nightly Rate Per 10,000	Children	Nightly Rate Per 10,000
Hispanic/Latino/e/a	65	14	32	12
White	306	9	30	4
Black, African American, or African	373	85	188	103
Other Races	19	6	<10	7
Multi-Racial	56	16	13	5

<sup>1</sup> For a definitions of chronic homelessness and project types, see [Defining Chronically Homeless Final Rule](#) and [the federal register](#)

<sup>2</sup> Kent County Race and Ethnicity Demographic data retrieved from “QuickFacts Kent County, Michigan” U.S. Census Bureau, American Community Survey (ACS) [link](#)

<sup>3</sup> When referenced in the 2024 PIT Count, “Other Races” is a sum of the HUD Data Standards Race & Ethnicity categories Asian or Asian American; American Indian, Alaska Native, or Indigenous; and Native Hawaiian or Pacific Islander, each of which had too few members to be published alone without being suppressed. When referenced in the 2023 American Community Survey (ACS), “Other Races” is a sum of the Census categories American Indian and Alaska Native Alone, Asian Alone, Native Hawaiian and Other Pacific Islander Alone, and Some Other Race Alone.

<sup>4</sup> Nightly Rate of Homelessness per 10,000 people within racial or ethnic population living in Kent County was calculated using [2023 American Community Survey 5-Year Estimates tables B01001A-I](#)