



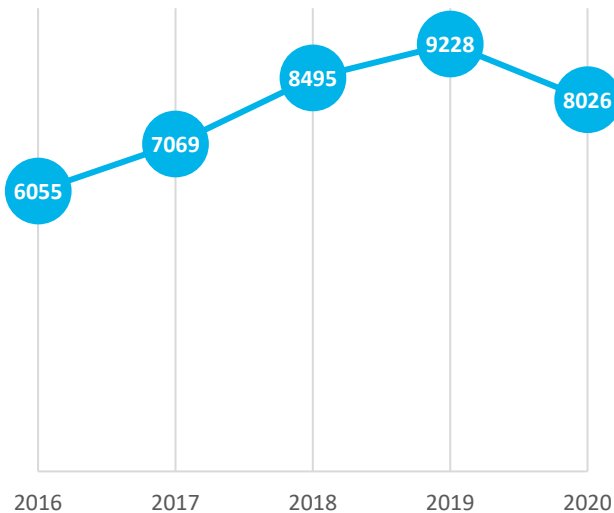
2020 Annual Count and Comparisons

MI-506 - Grand Rapids, Wyoming/Kent County CoC

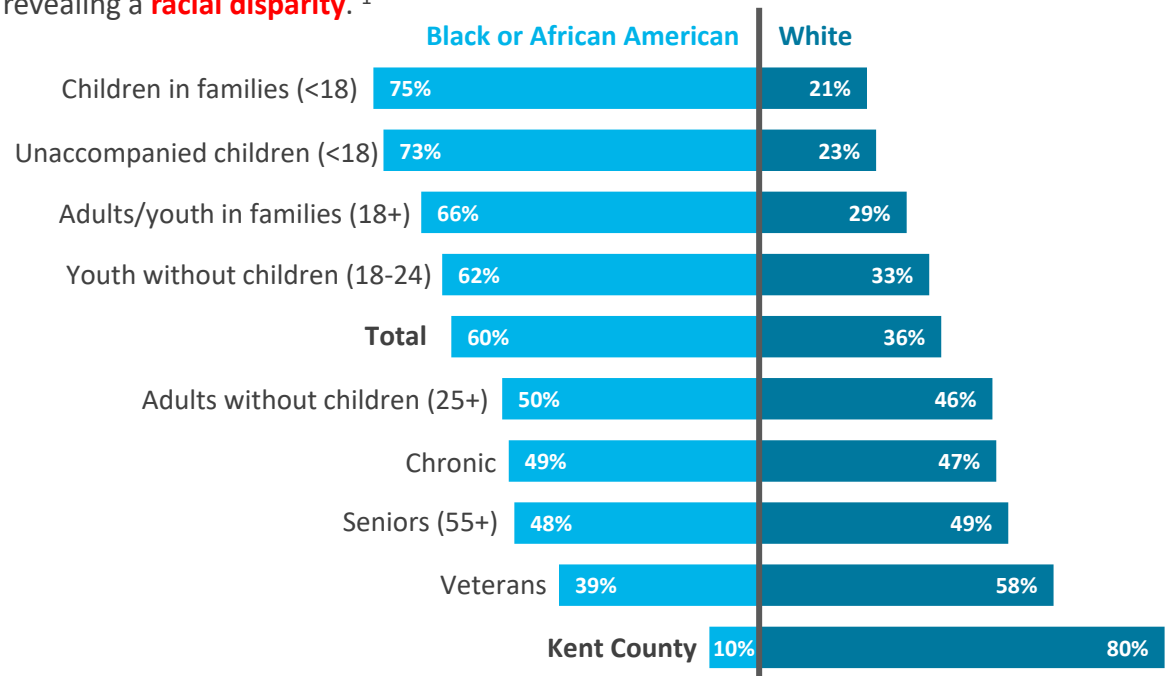
The US Department of Housing and Urban Development (HUD) requires each Continuum of Care (CoC) to utilize a Homeless Management Information System (HMIS) for collecting, managing, and reporting information on persons experiencing homelessness and housing services. The 2020 data in this report is an unduplicated count from HMIS for the period of January 1 to December 31, 2020. This report details who experiences homelessness each year in Kent County, but does not detail the experience of homelessness.

The COVID-19 pandemic impacted all aspects of life in 2020, including the homeless response system, impacting data from throughout 2020. Eviction moratoria were in place which helped households remain housed. This also slowed movement with the housing supply leading to longer lengths of stay in shelter. Capacity was reduced in shelters due to social distancing requirements. Combined, all these factors led to decreased flow through the system, limiting its capacity.

In 2020, **8,026** people in Kent County experienced at least one episode of homelessness, a 33% increase since 2016.



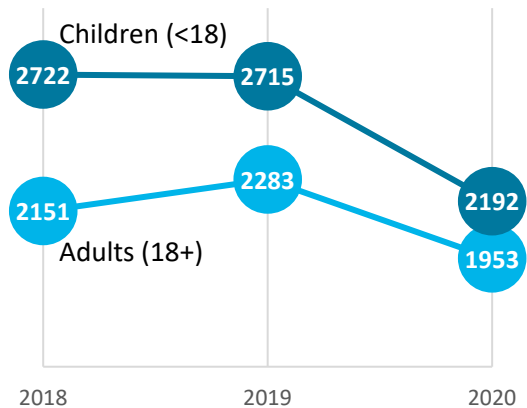
When compared to Kent County, **Black or African American** individuals (4,878) experiencing homelessness were over-represented as a total and in each category, revealing a **racial disparity**.¹



While other races make up 10% of Kent County, they make up only 2% of those experiencing homelessness (156). However, the “American Indian or Alaska Native” race was overrepresented. While accounting for only 0.37% of the County’s population, American Indians or Alaskan Natives comprised 1.15% or 91 of those experiencing homelessness.

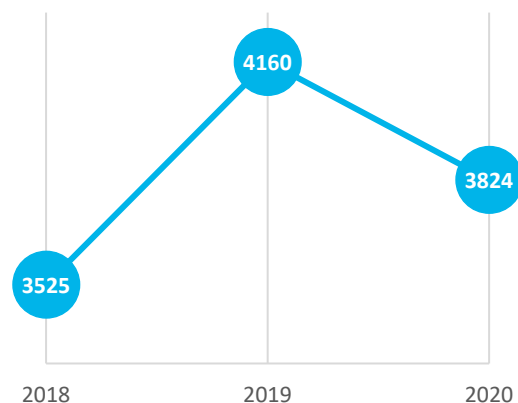
2020 Annual Count and Comparisons Populations

Family Homelessness



In 2020, **4,145** people in Kent County experiencing homelessness were adults (**1,953**) or children (**2,192**) in families. Since 2018, this is a 9% (198) decrease for adults and a 19% (530) decrease for children. The COVID-19 pandemic likely impacted these numbers due to reduced capacity and slow flow.

Single Adults

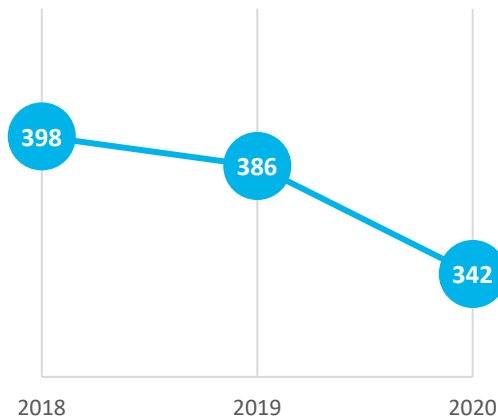


In 2020, **3,824** single adults experienced homelessness in Kent County. Since 2018, this is an increase of 8% (299). Reduced shelter stays due to COVID-19 concerns likely impacted these numbers.

Females (3,821) and **males** (4,416) each make up roughly half the individuals experiencing homelessness and half the population in Kent County.¹ Still, there are **gender disparities** among several populations. Females are overrepresented in adults/youth in families population and males are overrepresented especially in the veterans and senior populations.

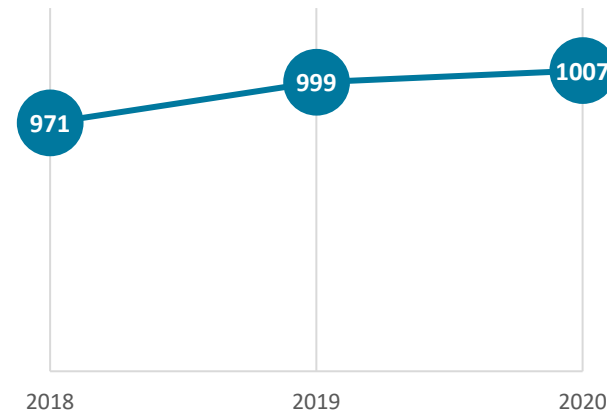
Less than 0.5% of total individuals experiencing homelessness identified as transgender or gender non-conforming (25). However, we know that historically marginalized populations may under-report due to real or perceived stigma.

Veteran Homelessness



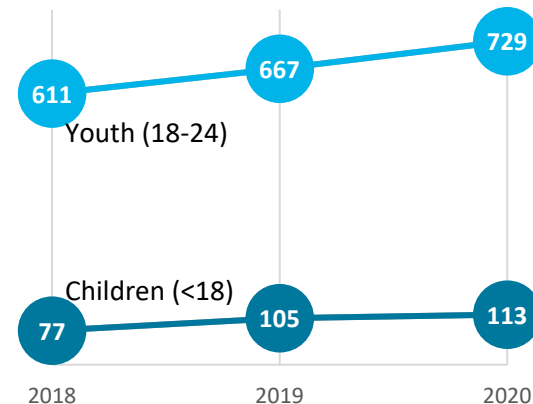
In 2020, **342** veterans in Kent County experienced homelessness. This is a decrease of 14% (56) since 2018.

Chronic Homelessness



In 2020, **1,007** people in Kent County experienced chronic homelessness² meaning that they have a documented disability and have been homeless for at least 12 months, or on at least four separate occasions in the last 3 years totaling at least 12 months. This is a 4% (36) increase since 2018.

Youth & Unaccompanied Minors



In 2020, **729** youth and **113** unaccompanied children in Kent County experienced homelessness. This is an increase of 19% (118) for youth and 47% (36) for children since 2018.

¹ Kent County data is from the 2018 American Community Survey 1-Year Estimates Table S0101 - Age and Sex and Table B02001 - Race.

² For more information on the definition of chronic homelessness, see <https://www.hudexchange.info/resource/4847/hearth-defining-chronically-homeless-final-rule/>.