

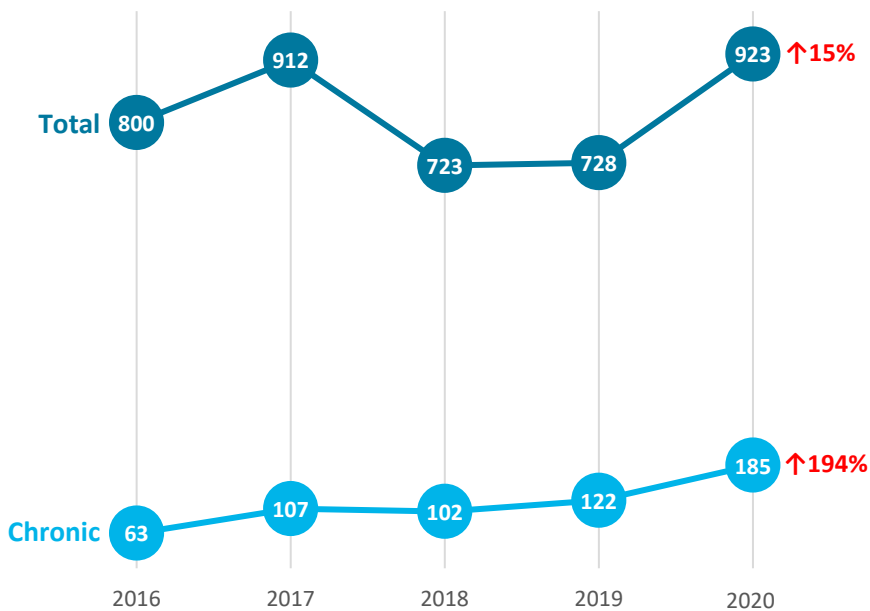


2020 Point-in-Time Count and Comparisons

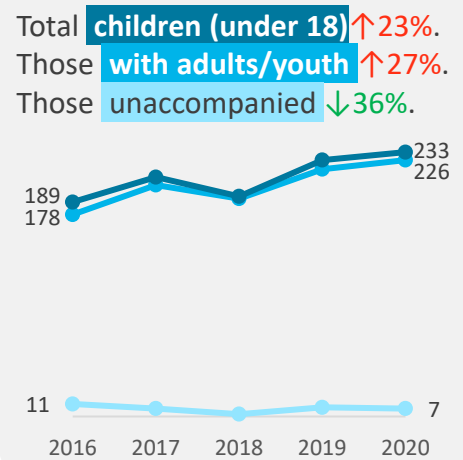
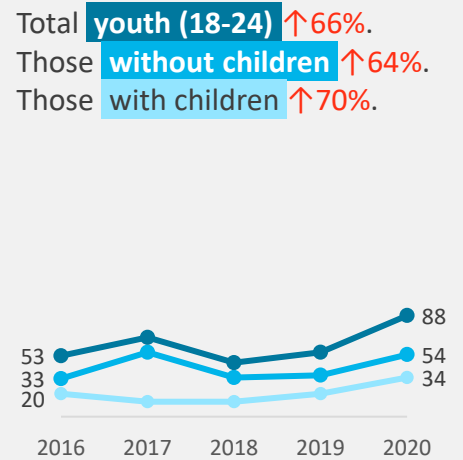
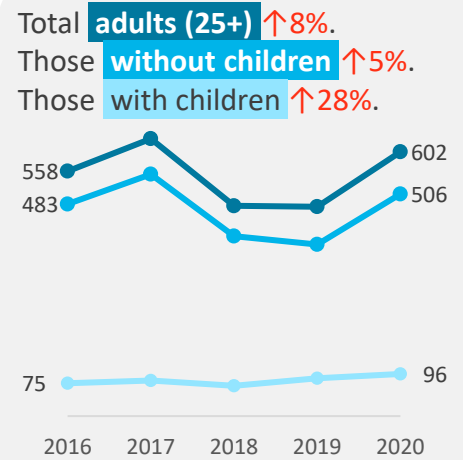
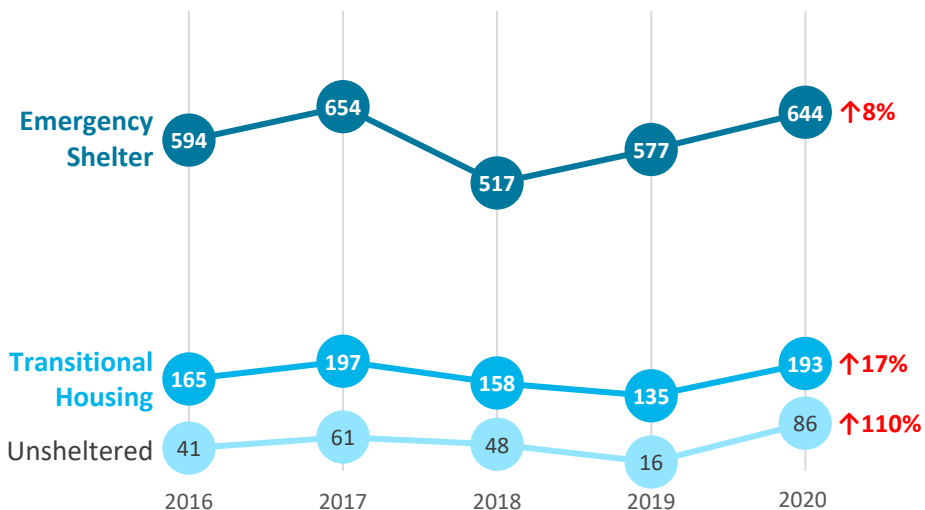
MI-506 - Grand Rapids, Wyoming/Kent County CoC

The US Department of Housing and Urban Development (HUD) requires each Continuum of Care (CoC) to conduct a count annually of people experiencing homelessness on a single night, known as the Point-in-Time (PIT) Count. ¹ See the 2019 Annual Count Report for recent information on homelessness throughout the year.

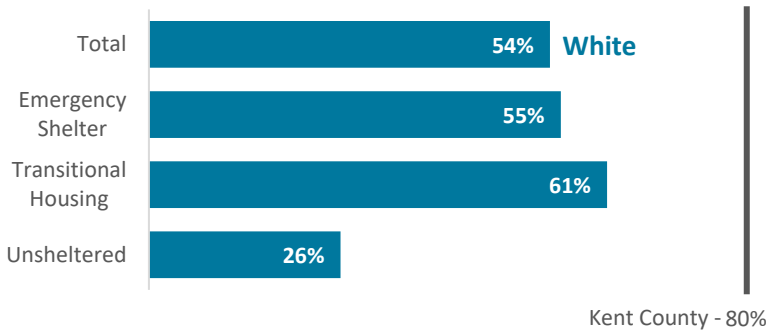
The total number of persons experiencing homelessness and chronic homelessness both increased. ²



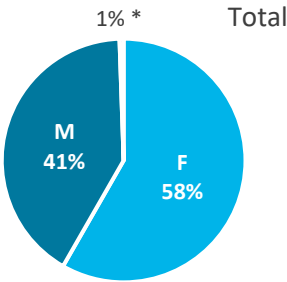
Persons in emergency shelter, transitional housing, or unsheltered all increased. ²



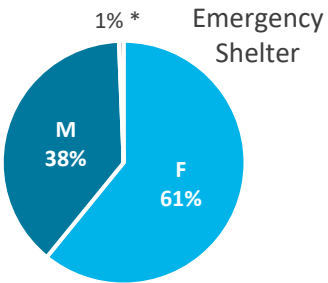
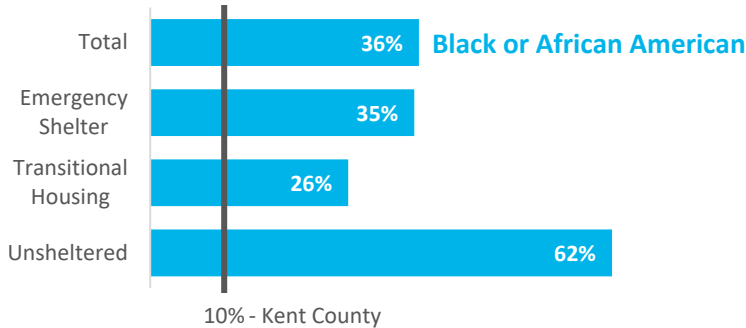
White individuals (54%) experiencing homelessness were underrepresented when compared to Kent County (80%).³



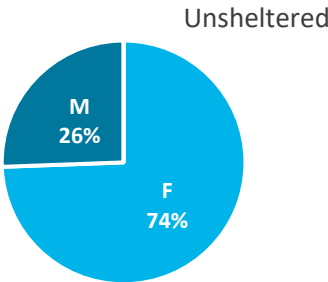
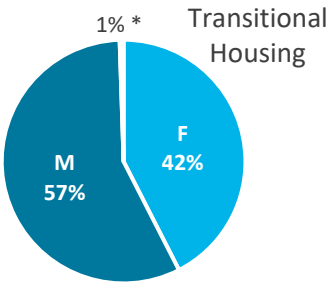
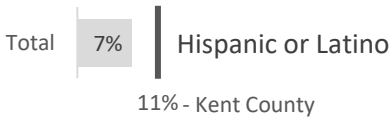
Females (F) made up more than half of those experiencing homelessness (total), in emergency shelter, and unsheltered. **Males (M)** were a majority in transitional housing.



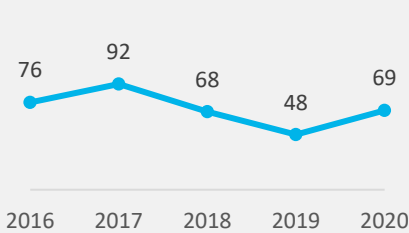
Black or African American individuals (36%) were over-represented when compared to Kent County (10%), revealing a **racial disparity**.^{3, 4}



Hispanic or Latino individuals experiencing homelessness were underrepresented when compared to Kent County.³

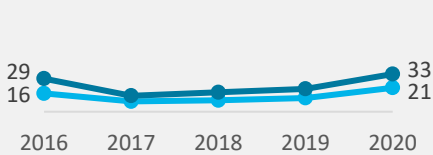


Veteran homelessness ↓9%.



Children (under 18) in parenting youth households ↑14%.

Parenting youth (18-24) ↑31%.



¹ When the year is not specified, only 2020 data is being used.

² For a definitions of chronic homelessness and transitional housing, see <https://www.hudexchange.info/resource/4847/earth-defining-chronically-homeless-final-rule/> and <https://www.hudexchange.info/programs/coc/coc-program-eligibility-requirements/>.

³ Kent County data is from the 2018 American Community Survey 1-Year Estimates Table B02001 - Race and Table B03003 - Hispanic or Latino Origin.

⁴ Although data for remaining races is not shown here, "Two or more races" was overrepresented at 8-9% compared to 4% in Kent County for all categories except unsheltered, where "American Indian and Alaska Native" was overrepresented at 6% compared to <0.5% in the County.

* Due to low number "Transgender" and "Gender Non-Conforming" (5 or <1%), responses were combined into one category.